

Heating & Cooling Chamber



Satisfaction with the requirements of European regulations and guidelines.



Real-time equipment monitoring and control system using mobile app.



Eco-friendly product that has passed environmental impact assessment tests.



More precise temperature control through temperature calibration.



Electronic over temperature protection system.



Conventional over temperature protection, a kind of backup device against electronic over temperature protection failure.



Over temperature protection function.



Control of temperature / humidity / rpm / time, etc. through dedicated program.



PC communication via RS-232 / RS-485 / USB port.



It memorizes the state of power failure and operates automatically when power is restored.



2 year warranty free A/S.

General Application

Reliability, Climate/freezing, Quality assurance, Thermal resistance testing.

- Electrical and electronic components, Sensor.
- The machinery / Military / Aircraft equipment.
- Construction materials / Plastics / Textile industries.
- Metal industries such as metallurgy.
- Semiconductor, PCB, LCD&LED.
- Chemical / Oil industry.
- Automotive industry.
- Pharmaceutical industry.

Description		Temp. Range (°C / °F)	Airflow	Volume (L / cu ft)	Model	Page
Small type	Tabletop type <ul style="list-style-type: none"> • Compact design • Excellent insulation and sealing structure 	-40 to 150 / -40 to 302	Vertical airflow	25, 65, 100 / 0.9, 2.3, 3.5	TC3-KE	296
		-20 to 150 / -4 to 302	Vertical airflow	25, 65, 100 / 0.9, 2.3, 3.5	TC3-ME	296
Medium large size type	Ultra low temp. type (-70°C) <ul style="list-style-type: none"> • Verification completed according to international standards • Convenient safety system configuration 	-70 to 180 / -94 to 356	Horizontal airflow	125, 253, 420, 720, 1000 / 4.4, 8.9, 14.8, 25.4, 35.3	KBD	300
	Low temp. and horizontal type (-35°C) <ul style="list-style-type: none"> • 27 points temperature verification completed • High-load samples are available 	-35 to 180 / -31 to 356	Horizontal airflow	125, 253, 420, 720, 1000 / 4.4, 8.9, 14.8, 25.4, 35.3	KMV	304
	Low temp. and vertical type (-35°C) <ul style="list-style-type: none"> • Vertical airflow model series • Provide good permeable shelves 	-35 to 180 / -31 to 356	Vertical airflow	125, 253, 420, 720, 990 / 4.4, 8.9, 14.8, 25.4, 35.0	JMV	308
	Low temp. type (-25°C) <ul style="list-style-type: none"> • Excellent durability and performance • Dual overheating temperature limiter 	-25 to 100 / -13 to 212	Horizontal airflow	125, 250, 400, 700, 1000 / 4.4, 8.8, 14.1, 24.7, 35.3	PBV	312
	Ambient temperature type <ul style="list-style-type: none"> • Stable temperature control • Offering a variety of custom options 	-5 to 100 / 23 to 212	Horizontal airflow	125, 250, 400, 700, 1000 / 4.4, 8.8, 14.1, 24.7, 35.3	PMV	316
General type	Compact design <ul style="list-style-type: none"> • Space-saving vertical structure • Includes Dual model (2-in-1) 	-20 to 100 / -4 to 212	Horizontal airflow	150, 255, 485, 150 x 2 chamber / 5.3, 9.0, 17.1, 17.1 x 2 chamber	LCH	320
		0 to 100 / 32 to 212	Horizontal airflow	150, 255, 485, 150 x 2 chamber / 5.3, 9.0, 17.1, 17.1 x 2 chamber	LCH-G	320

※ The contents of the above and the contents of this catalog may differ depending on the specific model and conditions of use. For the information about the features and specifications that applying to each models, please check the information on the corresponding page of each models.

Heating & Cooling Chamber



Heating & Cooling Chamber

Proven reliability and reproducibility Continuous innovative model

› **Completion of verification according to strict international standards**

Increase in reliability of accurate temperature implementation and test results (27 point measurement data) according to DIN 12880 and IEC 60068.

› **Complete chamber structure**

Includes double-packing door.
Stable temperature control with excellent insulation and sealing.

› **Steady and uniform airflow formation**

Air flow optimized for uniform heat transfer ensures stable overall temperature distribution.

› **Height-adjustable and strong shelf**

Durable wire-shaped shelves provided as standard can be placed at different height.

Powerful & Useful control Optimized precision control

› **Dedicated controller to operate temperature.**

Temperature auto-tuning function.
Highly-reliable control through calibration.

› **Powerful program operation**

Provides diverse program operation environment with a maximum of 100 patterns and 6000 segments.

› **Sophisticated custom control**

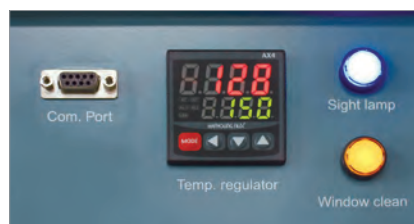
Auto-tuning by subdivided PID zone for more precise control stability.

› **Multi-functional dedicated software**

Up to 32 devices can be controlled at same time.
Device operation and data processing function supported.



Easy to understand running status with LED display showing the operation condition.



Electronic over temperature protection system.



Controller for temperature. (TC3-model)



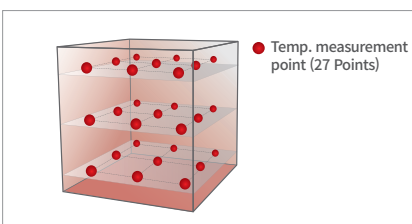
Maximized usability with simple and useful functions

- > **Ease of check the test status**
Convenient internal observation with LED lamp and looking glass window.
Figures out the operation state through displaying LED even a long distance.
- > **Door lock with key lock**
Door structure having well-sealed.
Included key lock features as standard.
- > **Provision of remote equipment monitoring service (option)**
Real-time monitoring of equipment operation status using smartphone.
(when purchased LC GreenBox)
- > **Convenient moving and installation**
Easy to move and install with casters.

More convenient and safe structure applied the top-grade safety system

- > **Electronic over temperature shutdown system**
Independent precision temperature sensor and controller.
Provides more secure and reliable over temperature shutdown.
- > **General over temperature shutdown system**
Backup device for electronic system failure.
Implementation of over-temperature shutdown even for electronic errors.
- > **Self-protection system**
Protection system as like water tank shortage, door open warning, etc.
Over-current and short circuit breaking device.
- > **Protection features for refrigeration system**
Protection system for overload and over temperature on refrigerator.
Stops automatically in case refrigerant pressure (high/low pressure) is abnormal.

※ Some of the above contents are limited to specific models.



27 Points temperature verification completed.



Dedicated stand with drawer and load space. (TC3-PE, KE)



Viewing Window as standard.

Heating & Cooling Chamber

Tabletop type

Compact temperature test chamber by continuing technological innovation

- TC3-KE (-40°C)
- TC3-ME (-20°C)

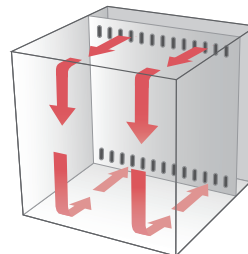


TC3-KE

with 2ea wire shelves (standard)
Stand (option)



TC3-ME

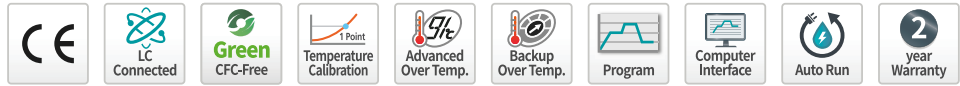


Optimized Model Configuration

- 2 series (KE, ME) according to temperature control range.
TC3-KE ; -40 ~ 150°C
TC3-ME ; -20 ~ 150°C
- Standard type heating & cooling chamber for selecting the optimized model according to test conditions.
- Dedicated stand for convenient use and moving. (option)
- Recorder for maintaining test records. (option)

Structural Functional Features

- Proven reproducibility and reliability with structural design optimized for miniaturization.
- Compact design minimized foot space for excellent space saving.
- Accessible slim design to laboratories which have only 1-door entry.
- Excellent thermal insulation and sealing to ensure stable temperature reproducibility even for repeated test use.
- The door part has a double sealing structure and excellent airtightness.



Use Convenience Features

- Convenient operation with 5.6 inch color touch display controller.
- Easy observation of samples with tempered glass door with built in heating wire and LED lamp.
- By displaying the operation status of the device with LED colors, convenient to identify chambers status from a far.
- The cable port (ø 50 mm) included as standard make it convenient to connect external equipment.
- The door structure can be easily opened or closed.
- Door handle with built-in key lock.
- Identification of the control and operating conditions at the front panel.
- Design by stainless steel internal chamber provides clean maintenance and excellent corrosion resistance.
- Easy to clean as it is easy to remove refrigerator condenser grill, making it convenient to maintain efficiency of refrigeration.
- Equipped with easy-to-move/install caster.



Viewing window



Indicator LED of operation condition.

Multifunction Control System

- Highly-reliable control through calibration.
- Auto-tuning by subdivided PID zone for more precise control stability.
- RS-232 port (default) and RS-485 port (option) supported.
- Control and data processing by connecting up to 32 devices to PC at same time via RS-485 port.
- Convenient checking with useful graph display.
- Monitor and control via mobile app anytime, anywhere with LC Connected. (mobile monitoring system) (when purchased LC GreenBox)



Cable port




Door handles & Locking device

Description	No.
Pattern	100
Repeat time	999
Part repeat time	255
Max. segments / pattern	100
Available max. segments	2000
Programmable process time / segment	99 hour 59 min.

* It is possible to set 100 segments per pattern, but the maximum number of segments is not 10,000 (100 pattern x 100 segment) but 2,000.

▮ Outstanding Safety

- Electronic over temperature protection system.
(A-OT, advanced over temperature limiter)
Independent precision temperature sensor and controller for safer and more accurate over temperature shutdown.
- General over-temperature protection.
(B-OT, backup over temperature limiter)
A backup device for electronic system failure, mechanically preventing over temperature even when it occurs electronic errors.
- Door open warning and automatic shut off.
- Over-current and short circuit protection of device.
- Each heater has fuse for more being safe use.
- Automatic stop when operating current of refrigerator is overloaded.
- Automatic stop in case of over temperature of the compressor.
- Auto shut off in case refrigerant pressure (high/low pressure) is abnormal.



Specification

Model	TC3-KE-025	TC3-KE-065	TC3-KE-100	TC3-ME-025	TC3-ME-065	TC3-ME-100
Temperature data						
Range (°C / °F)	-40 to 150 / -40 to 302	-40 to 150 / -40 to 302	-40 to 150 / -40 to 302	-20 to 150 / -4 to 302	-20 to 150 / -4 to 302	-20 to 150 / -4 to 302
Fluctuation (±°C / °F) ¹⁾	0.3 / 0.54	0.3 / 0.54	0.3 / 0.54	0.3 / 0.54	0.3 / 0.54	0.3 / 0.54
Variation (±°C / °F) ²⁾	0.5 / 0.9	0.5 / 0.9	0.5 / 0.9	0.5 / 0.9	0.5 / 0.9	0.5 / 0.9
Heating time ³⁾	60	60	60	50	50	50
Cooling time ⁴⁾	70	70	70	55	55	55
Interior dimensions						
Chamber volume (L / cu ft)	25 / 0.88	65 / 2.3	100 / 3.53	25 / 0.88	65 / 2.3	100 / 3.53
Width (mm / inch)	350 / 13.8	400 / 15.7	500 / 19.7	350 / 13.8	400 / 15.7	500 / 19.7
Depth (mm / inch)	220 / 8.7	330 / 13	380 / 15	220 / 8.7	330 / 13	380 / 15
Height (mm / inch)	350 / 13.8	495 / 19.5	530 / 20.9	350 / 13.8	495 / 19.5	530 / 20.9
Quantity of shelves (standard/max.)	2/7	2/10	2/10	2/7	2/10	2/10
Distance of between shelves (mm / inch)	20 / 0.8	20 / 0.8	20 / 0.8	20 / 0.8	20 / 0.8	20 / 0.8
Max. load per shelf (kg / lbs)	25 / 55.1	25 / 55.1	25 / 55.1	25 / 55.1	25 / 55.1	25 / 55.1
Permitted total load (kg / lbs)	65 / 143.3	65 / 143.3	65 / 143.3	65 / 143.3	65 / 143.3	65 / 143.3
Cable port (∅, mm / inch)	50 / 2	50 / 2	50 / 2	50 / 2	50 / 2	50 / 2
Weight (kg / lbs)	110 / 242.5	140 / 308.6	150 / 330.7	80 / 176.4	110 / 242.5	130 / 286.6
Electrical data & Ordering information						
Electrical requirements (230V, 1ph, 50Hz, A)	8.5	9.5	10.6	-	-	-
Cat. No.	AAH861132K	AAH861232K	AAH861332K	-	-	-
Electrical requirements (230V, 1ph, 60Hz, A)	8.5	9.5	10.6	-	-	-
Cat. No.	AAH861131K	AAH861231K	AAH861331K	-	-	-
Electrical requirements (230V, 1ph, 50/60Hz, A)	-	-	-	5.5	6.5	8.6
Cat. No.	-	-	-	AAH860132K	AAH860232K	AAH860332K

※ The above specifications are tested according to DIN 12880 and IEC 60068 standards.

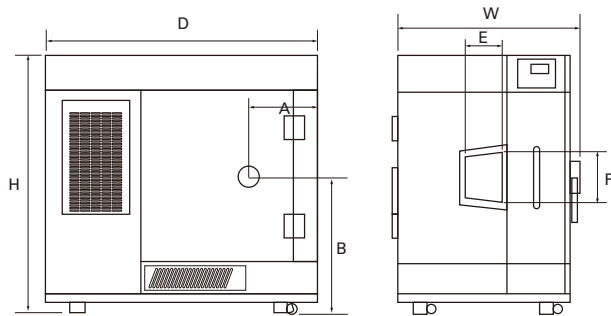
※ Permissible environmental conditions are 18 - 30°C (recommended 20°C), 85%RH or less, under 2000m above sea level.

1) The set value is set under the conditions of 100°C.

2) The set value is set under the conditions of 25°C.

3) TC3-KE : -40°C to 100°C(-40°F to 212°F), TC3-ME : -20°C to 100°C(-4°F to 212°F)

4) TC3-KE : 20°C to -40°C(68°F to -40°F), TC3-ME : 20°C to -20°C(68°F to -4°F)



Dimension

Model	TC3-KE-025	TC3-KE-065	TC3-KE-100	TC3-ME-025	TC3-ME-065	TC3-ME-100
W (mm / inch)	550 / 21.7	600 / 23.6	700 / 27.6	550 / 21.7	600 / 23.6	700 / 27.6
D (mm / inch)	880 / 34.6	1050 / 41.3	1110 / 43.7	880 / 34.6	1050 / 41.3	1110 / 43.7
H (mm / inch)	915 / 36	1060 / 41.7	1100 / 43.3	915 / 36	1060 / 41.7	1100 / 43.3
A (mm / inch)	211 / 8.3	276 / 10.9	276 / 10.9	211 / 8.3	276 / 10.9	276 / 10.9
B (mm / inch)	495 / 19.5	580 / 22.8	580 / 22.8	495 / 19.5	580 / 22.8	580 / 22.8
E (mm / inch)	170 / 6.7	170 / 6.7	170 / 6.7	170 / 6.7	170 / 6.7	170 / 6.7
F (mm / inch)	229 / 9	229 / 9	229 / 9	229 / 9	229 / 9	229 / 9

Accessories Page 322


Cable Port, Shelves, Signal Lamp, Recorder, Stand, LC Green Box

Accessories



Cable Port

- Both cap and silicone plug are included as standard in Ø50 mm cable port.
- It is available to add Ø50 mm, Ø80 mm.



Wire Shelf

- Excellent ventilation structure.
- Stainless steel.
- Includes 2ea as standard.



Perforated Shelf

- Suitable for high-load samples.
- Excellent maintenance as made of stainless steel.



Viewing Window

- Constantly observing the samples under test in anytime.
- Tempered glass window with wire heater and LED lamp.



Signal Lamp


- Figuring out equipment status remotely.
- Run/Stand-by/Error displayed by color.



LC GreenBox

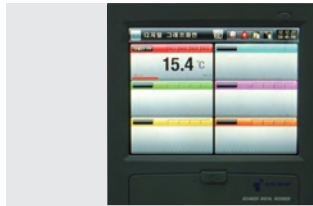
- Monitor and control the operation status of the device in real time via mobile app with simple internet connection.
- One LC GreenBox can connect up to 4 devices. (only TC3 model (Cat. No.: AAHQ1011K))

Model	Standard	Cable Port ø50	Cable Port ø80	Wire Shelf	Perforated Shelf	Viewing Window	Signal Lamp
TC3-KE-025	ø50 Cable Port	AAA8T612	N/A	00RTD0000679	AAA80602-6	N/A	AAA80550
TC3-KE-065	ø50 Cable Port	AAA8T612	AAA8T611	00RTD0000680	AAA80602-7	N/A	AAA80550
TC3-KE-100	ø50 Cable Port	AAA8T612	AAA8T611	00RTD0000681	AAA80602-8	N/A	AAA80550
TC3-ME-025	ø50 Cable Port	AAA8T612	N/A	00RTD0000679	AAA80602-6	N/A	AAA80550
TC3-ME-065	ø50 Cable Port	AAA8T612	AAA8T611	00RTD0000680	AAA80602-7	N/A	AAA80550
TC3-ME-100	ø50 Cable Port	AAA8T612	AAA8T611	00RTD0000681	AAA80602-8	N/A	AAA80550
KBD-012	ø50 Cable Port	AAAK8511	AAAK8512	00LTV0000070	AAAK1501	N/A	AAA80550
KBD-025	ø50 Cable Port	AAAK8511	AAAK8512	00LTV0000053	AAAK1502	N/A	AAA80550
KBD-040	ø80 Cable Port	AAAK8511	AAAK8512	00LTV0000029	AAAK1503	N/A	AAA80550
KBD-070	ø80 Cable Port	AAAK8511	AAAK8512	00LTV0000030	AAAK1504	N/A	AAA80550
KBD-100	ø80 Cable Port	AAAK8511	AAAK8512	00LTV0000057	AAAK1505	N/A	AAA80550
KMV-012	ø50 Cable Port	AAAK8511	AAAK8512	00LTV0000070	AAAK1501	AAAK8501	AAA80550
KMV-025	ø50 Cable Port	AAAK8511	AAAK8512	00LTV0000053	AAAK1502	AAAK8501	AAA80550
KMV-040	ø80 Cable Port	AAAK8511	AAAK8512	00LTV0000029	AAAK1503	AAAK8501	AAA80550
KMV-070	ø80 Cable Port	AAAK8511	AAAK8512	00LTV0000030	AAAK1504	AAAK8601	AAA80550
KMV-100	ø80 Cable Port	AAAK8511	AAAK8512	00LTV0000057	AAAK1505	AAAK8601	AAA80550
JMV-012	ø50 Cable Port	AAAK8511	AAAK8512	00LTV0000070	AAAK1501	AAAK8501	AAA80550
JMV-025	ø50 Cable Port	AAAK8511	AAAK8512	00LTV0000053	AAAK1502	AAAK8501	AAA80550
JMV-040	ø80 Cable Port	AAAK8511	AAAK8512	00LTV0000029	AAAK1503	AAAK8501	AAA80550
JMV-070	ø80 Cable Port	AAAK8511	AAAK8512	00LTV0000030	AAAK1504	AAAK8601	AAA80550
JMV-100	ø80 Cable Port	AAAK8511	AAAK8512	00LTV0000057	AAAK1505	AAAK8601	AAA80550
PBV-012	ø50 Cable Port	AAAK8511	AAAK8512	00LTV0000070	AAAK1501	AAAK8501	AAA80550
PBV-025	ø50 Cable Port	AAAK8511	AAAK8512	00LTV0000053	AAAK1502	AAAK8501	AAA80550
PBV-040	ø80 Cable Port	AAAK8511	AAAK8512	00LTV0000029	AAAK1503	AAAK8501	AAA80550
PBV-070	ø80 Cable Port	AAAK8511	AAAK8512	00LTV0000030	AAAK1504	AAAK8501	AAA80550
PBV-100	ø80 Cable Port	AAAK8511	AAAK8512	00LTV0000057	AAAK1505	AAAK8501	AAA80550
PMV-012	ø50 Cable Port	AAAK8511	AAAK8512	00LTV0000070	AAAK1501	AAAK8501	AAA80550
PMV-025	ø50 Cable Port	AAAK8511	AAAK8512	00LTV0000053	AAAK1502	AAAK8501	AAA80550
PMV-040	ø80 Cable Port	AAAK8511	AAAK8512	00LTV0000029	AAAK1503	AAAK8501	AAA80550
PMV-070	ø80 Cable Port	AAAK8511	AAAK8512	00LTV0000030	AAAK1504	AAAK8501	AAA80550
PMV-100	ø80 Cable Port	AAAK8511	AAAK8512	00LTV0000057	AAAK1505	AAAK8501	AAA80550
LCH-11	ø80 Cable Port	AAA8T610	AAA8T611	00EDA0008219	AAA22521	N/A	N/A
LCH-21	ø80 Cable Port	AAA8T610	AAA8T611	00EDA0008220	AAA22522	N/A	N/A
LCH-31	ø80 Cable Port	AAA8T610	AAA8T611	AAAK6531	AAAK6532	N/A	N/A
LCH-11-2C	ø80 Cable Port	AAA8T610	AAA8T611	00EDA0008219	AAA22521	N/A	N/A
LCH-11G	ø80 Cable Port	AAA8T610	AAA8T611	00EDA0008219	AAA22521	N/A	N/A
LCH-21G	ø80 Cable Port	AAA8T610	AAA8T611	00EDA0008220	AAA22522	N/A	N/A
LCH-31G	ø80 Cable Port	AAA8T610	AAA8T611	AAAK6531	AAAK6532	N/A	N/A
LCH-11G-2C	ø80 Cable Port	AAA8T610	AAA8T611	00EDA0008219	AAA22521	N/A	N/A



Recorder (Paper)

- Up to 6 channels supported.
- Set recording range and speed.
- Paper width: 100mm.



Recorder (Digital)

- Paperless. (5.7" LCD Display)
- Up to 6 channels supported.
- Data stored in internal/external memory.



Gas Purge System

- Gas system that can replace and purge the inside of chamber with nitrogen and CO₂ gas.



Hour Meter

- Cumulative usage time management. (No reset function)
- Minimum units of measurement: 0.1 hours. (6 minutes)
- Maximum display 99999.9 hours.



Stand (1 Stage)

- Dedicated stand for small appliances.
- Provides Lower drawer and loading space.
- Casters provided as standard for moving/fixing.



Stand (2 Stage)

- Placing of two compact devices vertically.
- Minimized installation space for different temperature and tests.

Model	Recorder (Paper)	Recorder (Digital)	Fan Speed Adjuster	Gas Purge System	Hour Meter	Stand (1 stage)	Stand (2 stage)
TC3-KE-025	AAA8T504	AAA8T506	N/A	N/A	N/A	AAA80631	AAA80634
TC3-KE-065	AAA8T504	AAA8T506	N/A	N/A	N/A	AAA80632	AAA80635
TC3-KE-100	AAA8T504	AAA8T506	N/A	N/A	N/A	AAA80633	N/A
TC3-ME-025	AAA8T504	AAA8T506	N/A	N/A	N/A	AAA80631	AAA80634
TC3-ME-065	AAA8T504	AAA8T506	N/A	N/A	N/A	AAA80632	AAA80635
TC3-ME-100	AAA8T504	AAA8T506	N/A	N/A	N/A	AAA80633	N/A
KBD-012	AAA8T500	AAA8T505	N/A	AAA80691	N/A	N/A	N/A
KBD-025	AAA8T500	AAA8T505	N/A	AAA80691	N/A	N/A	N/A
KBD-040	AAA8T500	AAA8T505	N/A	AAA80691	N/A	N/A	N/A
KBD-070	AAA8T500	AAA8T505	N/A	AAA80691	N/A	N/A	N/A
KBD-100	AAA8T500	AAA8T505	N/A	AAA80691	N/A	N/A	N/A
KMV-012	AAA8T500	AAA8T505	AAAK1531	AAA80691	AAAK1532	N/A	N/A
KMV-025	AAA8T500	AAA8T505	AAAK1531	AAA80691	AAAK1532	N/A	N/A
KMV-040	AAA8T500	AAA8T505	AAAK1531	AAA80691	AAAK1532	N/A	N/A
KMV-070	AAA8T500	AAA8T505	AAAK1531	AAA80691	AAAK1532	N/A	N/A
KMV-100	AAA8T500	AAA8T505	AAAK1531	AAA80691	AAAK1532	N/A	N/A
JMV-012	AAA8T500	AAA8T505	AAAK1531	AAA80691	AAAK1532	N/A	N/A
JMV-025	AAA8T500	AAA8T505	AAAK1531	AAA80691	AAAK1532	N/A	N/A
JMV-040	AAA8T500	AAA8T505	AAAK1531	AAA80691	AAAK1532	N/A	N/A
JMV-070	AAA8T500	AAA8T505	AAAK1531	AAA80691	AAAK1532	N/A	N/A
JMV-100	AAA8T500	AAA8T505	AAAK1531	AAA80691	AAAK1532	N/A	N/A
PBV-012	AAA8T500	AAA8T505	AAAK1531	AAA80691	AAAK1532	N/A	N/A
PBV-025	AAA8T500	AAA8T505	AAAK1531	AAA80691	AAAK1532	N/A	N/A
PBV-040	AAA8T500	AAA8T505	AAAK1531	AAA80691	AAAK1532	N/A	N/A
PBV-070	AAA8T500	AAA8T505	AAAK1531	AAA80691	AAAK1532	N/A	N/A
PBV-100	AAA8T500	AAA8T505	AAAK1531	AAA80691	AAAK1532	N/A	N/A
PMV-012	AAA8T500	AAA8T505	AAAK1531	AAA80691	AAAK1532	N/A	N/A
PMV-025	AAA8T500	AAA8T505	AAAK1531	AAA80691	AAAK1532	N/A	N/A
PMV-040	AAA8T500	AAA8T505	AAAK1531	AAA80691	AAAK1532	N/A	N/A
PMV-070	AAA8T500	AAA8T505	AAAK1531	AAA80691	AAAK1532	N/A	N/A
PMV-100	AAA8T500	AAA8T505	AAAK1531	AAA80691	AAAK1532	N/A	N/A
LCH-11	AAA8T500	AAA8T505	N/A	N/A	N/A	N/A	N/A
LCH-21	AAA8T500	AAA8T505	N/A	N/A	N/A	N/A	N/A
LCH-31	AAA8T500	AAA8T505	N/A	N/A	N/A	N/A	N/A
LCH-11-2C	AAA8T500	AAA8T505	N/A	N/A	N/A	N/A	N/A
LCH-11G	AAA8T500	AAA8T505	N/A	N/A	N/A	N/A	N/A
LCH-21G	AAA8T500	AAA8T505	N/A	N/A	N/A	N/A	N/A
LCH-31G	AAA8T500	AAA8T505	N/A	N/A	N/A	N/A	N/A
LCH-11G-2C	AAA8T500	AAA8T505	N/A	N/A	N/A	N/A	N/A